



#-/1 Duke (0-0, 0-0) vs. Virginia State (0-0, 0-0)

Friday, October 28, 2016 // 7 p.m. ET // ACC Network Extra
Durham, N.C. // Cameron Indoor Stadium (9,314)

2015-16 SCHEDULE

BASKETBALL HALL OF FAME TIP-OFF (CAMERON INDOOR STADIUM - DURHAM, N.C.)

N11	[- / -] MARIST (ACCN EXTRA)	7 P.M. ET
N12	[- / -] GRAND CANYON (RSN)	5:30 P.M. ET

State Farm Champions Classic (Madison Square Garden - New York, N.Y.)

N15	[- / -] vs. Kansas (ESPN)	9:30 p.m. ET
-----	-----------------------------	--------------

Basketball Hall of Fame Tip-Off (Mohegan Sun Arena - Uncasville, Conn.)

N19	[- / -] vs. Penn State (ACCN Extra)	12 p.m. ET
N20	[- / -] vs. Cincinnati/Rhode Island (TBD)	TBD

N23	[- / -] WILLIAM & MARY (ESPNU)	7 P.M. ET
N26	[- / -] APPALACHIAN STATE (RSN)	12:00 P.M. ET

ACC/BIG TEN CHALLENGE

N29	[- / -] MICHIGAN STATE (ESPN)	9:30 P.M. ET
-----	---------------------------------	--------------

D3	[- / -] MAINE (ESPN2)	5:30 P.M. ET
----	-------------------------	--------------

Jimmy V Classic (Madison Square Garden - New York, N.Y.)

D6	[- / -] vs. Florida (ESPN)	9:30 p.m. ET
----	------------------------------	--------------

D10	[- / -] vs. UNLV^ (ESPN)	5:15 p.m. ET
D19	[- / -] TENNESSEE STATE (ESPN2)	7 P.M. ET
D21	[- / -] vs. Elon+ (ESPN2)	6 p.m. ET
D31	[- / -] at Virginia Tech (ESPN2)	12 p.m. ET
J4	[- / -] GEORGIA TECH (ESPN2)	7 P.M. ET
J7	[- / -] BOSTON COLLEGE (RSN)	2 P.M. ET
J10	[- / -] at Florida State (ACCN)	8 p.m. ET
J14	[- / -] at Louisville (ESPN/ESPN2)	12 p.m. ET
J21	[- / -] MIAMI (ESPN/ESPN2)	TBD
J23	[- / -] NC STATE (ESPN)	7 P.M. ET
J28	[- / -] at Wake Forest (ACCN)	3 p.m. ET
J30	[- / -] at Notre Dame (ESPN)	7 p.m. ET
F4	[- / -] PITTSBURGH (CBS)	1 P.M. ET
F9	[- / -] NORTH CAROLINA (ESPN/ACCN)	8 P.M. ET
F11	[- / -] CLEMSON (ACCN)	1 P.M. ET
F15	[- / -] at Virginia (ESPN2)	9 p.m. ET
F18	[- / -] WAKE FOREST (ACCN)	1 P.M. ET
F22	[- / -] at Syracuse (ESPN)	7 p.m. ET
F25	[- / -] at Miami (CBS)	4 p.m. ET
F28	[- / -] FLORIDA STATE (ESPN2)	7 P.M. ET
M4	[- / -] at North Carolina (ESPN)	8 p.m. ET

ACC Tournament

(Barclays Center - Brooklyn, N.Y.)

M7-11	[- / -] vs. TBD (ESPN/ESPN2/ESPNU/ACCN)	TBD
-------	---	-----

[] - denotes Duke/opponent AP ranking at time of game

^ - T-Mobile Arena (Las Vegas, Nev.)

+ - Greensboro Coliseum (Greensboro, N.C.)

DUKE INFORMATION

Duke



Blue Devils

Record	0-0 (0-0 ACC)
Rankings (AP/Coaches)	-/1
Last Game	L, 68-82 vs. Oregon (3/24/16)

Head Coach	Mike Krzyzewski (Army, '69)
Career Record	1,043-321/42nd Season
Duke Record	970-262/37th Season

OPPONENT INFORMATION

Virginia State



Trojans

Record	0-0 (0-0 CIAA)
Rankings (AP/Coaches)	-/-
Last Game	L, 74-84 vs. West Liberty (3/13/16)

Head Coach	Lonnie Blow, Jr. (Virginia Wesleyan, '82)
Career Record	118-54/Seventh Season
Virginia State Record	56-27/Fourth Season

BROADCAST INFORMATION

ACC Network Extra

Play-by-Play: Ryan Craig

Analyst: Chris Spatola

ACCN Extra Link <http://es.pn/2eqMKmS>

Blue Devil IMG Sports Network

Play-by-Play: David Shumate

Analyst: John Roth

Sirius/XM -/-

THE OPENING TIP

• Duke is entering its 112th season of basketball. The program ranks fourth in NCAA history in both wins (2,087) and winning percentage (.707).

• For the sixth time in program history, Duke was ranked No. 1 in the preseason USA Today Coaches Poll. The Blue Devils were also the preseason pick to win the ACC title.

Mike Krzyzewski owns a 1,043-321 (.765) record over 41-plus seasons as a head coach, including a 970-262 (.787) mark at Duke (36-plus seasons). Coach K owns 970 of Duke's 2,087 all-time wins, translating to 46.5 percent of the wins in the history of Duke men's basketball.

• The Blue Devils have won the third-most games (210) and have the fourth-best winning percentage (.817) in the nation this decade.

• Duke has posted an 847-157 (.844) record at Cameron Indoor Stadium, including a 489-62 (.887) mark under Coach K.

• Duke has won an NCAA-best 125 consecutive non-conference home games. Duke has won 256 of its past 259 non-conference games at home.

• After ranking second in the ACC in scoring with an average of 21.6 points per game a year ago, Grayson Allen enters the 2016-17 season needing just 68 points to become Duke's 65th 1,000-point scorer.

With 2016 McDonald's All-Americans Marques Bolden, Frank Jackson and Jayson Tatum arriving on campus, Duke will have eight McDonald's All-Americans on its roster in 2016-17. Duke's eight active McDonald's All-Americans leads the nation heading into the 2016-17 season.

DUKE BLUE DEVIL AVERAGES

No.	Name (Ht., Wt., Yr.)	Pos.	PPG	RPG	APG	Notables
0	Jayson Tatum (6-8, 205, Fr.)	F	-	-	-	2016 Gatorade Male Athlete of the Year
1	Harry Giles (6-10, 240, Fr.)	F	-	-	-	Has won three gold medals with USA Basketball
2	Chase Jeter (6-10, 230, So.)	F/C	-	-	-	Led Duke in charges drawn in 2015-16
3	Grayson Allen (6-5, 202, Jr.)	G	-	-	-	2016-17 ACC Preseason Player of the Year
5	Luke Kennard (6-6, 202, So.)	G	-	-	-	Led Duke in FT pct (.889) as a freshman
12	Javin DeLaurier (6-10, 220, Fr.)	F	-	-	-	No. 35 overall recruit in 2016 high school class
13	Matt Jones (6-5, 204, Sr.)	G	-	-	-	Duke is 16-2 in his career when he makes 3+ 3FG
15	Frank Jackson (6-3, 205, Fr.)	G	-	-	-	Co-MVP of 2016 McDonald's All-American Game
20	Marques Bolden (6-11, 245, Fr.)	C	-	-	-	Named to the Abdul-Jabbar Award Watch List
21	Amile Jefferson (6-9, 224, Gr.)	F	-	-	-	Sixth in Duke history in offensive rebounds (277)
30	Antonio Vrankovic (7-0, 261, So.)	C	-	-	-	Played in five games a year ago
34	Sean Obi (6-9, 255, Jr.)	F	-	-	-	Transferred to Duke prior to 2014-15 season
41	Jack White (6-7, 215, Fr.)	F	-	-	-	2016 Basketball Victoria Male Junior POY
45	Nick Pagliuca (6-3, 195, Sr.)	G	-	-	-	Has seen action in 24 career games
50	Justin Robinson (6-8, 194, R-Fr.)	F	-	-	-	Redshirted his first season at Duke
53	Brennan Besser (6-5, 188, So.)	G	-	-	-	Saw action in one game a year ago

112TH SEASON OF BASKETBALL

• The 2016-17 campaign marks the 112th season of Duke basketball. The Blue Devils have compiled a 2,087-864 all-time record to rank fourth all-time in victories.

• Only Kentucky (2,205), Kansas (2,186) and North Carolina (2,173) have more all-time wins than Duke.

• Duke's all-time .707 winning percentage is also the fourth-best in NCAA history, behind only Kentucky (.764), North Carolina (.737) and Kansas (.723).

COACH K

• Mike Krzyzewski owns a 1,043-321 (.765) record over 41-plus seasons as a head coach, including a 970-262 (.787) mark at Duke (36-plus seasons).

• Coach K became the first men's coach in Division I college basketball to record 1,000 career victories with a 77-68 win over St. John's on Jan. 25, 2015 at Madison Square Garden.

• Krzyzewski has also won a record 445 ACC games (regular season and tournament), having passed Dean Smith (422) on Feb. 4, 2015.

• Coach K owns 970 of Duke's 2,087 all-time wins, translating to 46.5 percent of the wins in the history of Duke men's basketball.

• Duke has won at least 20 games in 20 consecutive seasons, making Coach K the third coach in Division I men's history to do so.

MILESTONES ON THE HORIZON

• Duke head coach Mike Krzyzewski already holds the NCAA record for wins at one school with 970 in his tenure at Duke.

• Coach K, the only men's coach in Division I history to win 1,000 games overall, needs just 30 victories to get to 1,000 at Duke.

• Coach K also enters the 2016-17 season with 489 wins at Cameron Indoor Stadium, placing him 11 shy of 500 victories at Duke's legendary home venue.

Coaching Victories at One School

Rk	Coach, School	Wins
1.	Mike Krzyzewski, Duke	970
2.	Jim Boeheim, Syracuse	884
3.	Dean Smith, North Carolina	879
4.	Adolph Rupp, Kentucky	876
5.	Jim Phelan, Mount St. Mary's	830

through April 4

A LEADER IN OFFENSIVE EFFICIENCY

• Duke ranked fourth nationally in adjusted offensive efficiency (points scored per 100 possessions) in 2015-16 at a rate of 119.3.

• The Blue Devils are the only team to finish in the nation's top 10 in adjusted offensive efficiency in each of the last eight years.

Adjusted Offensive Efficiency since 2008-09

Year	AdjO	National Rank
2008-09	116.0	8th
2009-10	120.0	1st
2010-11	117.7	5th
2011-12	114.5	10th
2012-13	116.7	5th
2013-14	123.5	2nd
2014-15	121.6	3rd
2015-16	119.3	7th

through April 4

WINS THIS DECADE

• Duke has the fourth-best winning percentage (.817) in the NCAA since the start of the 2009-10 season.

• Duke has won 210 games this decade, the third-most in the NCAA in that timeframe.

Winning Pct. Since the Start of the 2009-10 Season - NCAA

Rk	Team	Wins	Losses	PCT
1.	Kansas	216	43	.834
2.	Kentucky	217	47	.822
3.	Gonzaga	202	45	.818
4.	Duke	210	47	.817
5.	Wichita State	202	48	.808
6.	San Diego State	194	55	.779
7.	Stephen F. Austin	177	51	.776
8.	Syracuse	190	59	.763
9.	Louisville	191	61	.758
10.	Ohio State	193	62	.757

through April 4

Wins Since the Start of the 2009-10 Season - NCAA

Rk	Team	Wins
1.	Kentucky	217
2.	Kansas	216
3.	Duke	210
4.	Gonzaga	202
	Wichita State	202
6.	San Diego State	194
7.	Ohio State	193
8.	Louisville	191
9.	Syracuse	190
10.	North Carolina	189

through April 4

ATOP THE COACHES POLL

• Duke was ranked No. 1 in the preseason USA Today Coaches Poll on Oct. 20, marking the sixth time in program history the Blue Devils have earned the coaches' top spot in the preseason.

• Duke garnered 27 of the 32 first-place votes in the preseason rankings.

AP POLL STREAK STARTS ANEW

• Duke's streak of 167 consecutive weeks ranked in the AP poll came to an end on Feb. 1, 2016.

• Duke's recently-ended streak is the second-longest stretch in program history and the fifth-longest consecutive weeks ranked streak in NCAA history.

• After reentering the AP poll at No. 20 on Feb. 15, 2016, the Blue Devils have been ranked in 372 of the last 375 AP polls.

Consecutive Weeks in AP Top 25 Rankings - All-Time

1.	UCLA	221 (1966-80)
2.	Duke	200 (1996-07)
3.	North Carolina	172 (1999-00)
4.	North Carolina	171 (1972-82)
5.	Duke	167 (2007-16)
6.	Marquette	166 (1969-79)
7.	Kentucky	164 (1990-99)
8.	Kansas	145 (1991-99)
9.	Duke	143 (1986-95)
10.	Kansas	142 (2008-present)

as of March 14, 2016

DUKE SEASON & CAREER TOTALS

	2016-17	Career
Double-Figure Scoring Games		
Grayson Allen	0 (0-0)	39 (30-9)
Amile Jefferson	0 (0-0)	28 (22-6)
Matt Jones	0 (0-0)	27 (23-4)
Luke Kennard	0 (0-0)	21 (15-6)

20+ Point Games

Grayson Allen	0 (0-0)	20 (16-4)
Luke Kennard	0 (0-0)	7 (4-3)
Matt Jones	0 (0-0)	2 (2-0)

30+ Point Games

Grayson Allen	0 (0-0)	4 (4-0)
Luke Kennard	0 (0-0)	1 (0-1)

10+ Rebound Games

Amile Jefferson	0 (0-0)	17 (15-2)
Grayson Allen	0 (0-0)	2 (2-0)
Luke Kennard	0 (0-0)	1 (0-1)

15+ Rebound Games

Amile Jefferson	0 (0-0)	2 (1-1)
-----------------	---------	---------

Double-Doubles

Amile Jefferson	0 (0-0)	8 (6-2)
Grayson Allen	0 (0-0)	2 (2-0)
Luke Kennard	0 (0-0)	1 (0-1)

20- 10 Games

Grayson Allen	0 (0-0)	2 (2-0)
---------------	---------	---------

15 - 15 Games

Amile Jefferson	0 (0-0)	1 (0-1)
-----------------	---------	---------

10+ Assist Games

None

3+ Steal Games

Matt Jones	0 (0-0)	8 (6-2)
Grayson Allen	0 (0-0)	6 (5-1)
Luke Kennard	0 (0-0)	3 (3-0)
Amile Jefferson	0 (0-0)	2 (2-0)

3+ Three-Point FG Games

Matt Jones	0 (0-0)	18 (16-2)
Grayson Allen	0 (0-0)	17 (11-6)
Luke Kennard	0 (0-0)	8 (5-3)

Scoring Leaders

Grayson Allen	0 (0-0)	22 (17-5)
Luke Kennard	0 (0-0)	4 (2-2)
Matt Jones	0 (0-0)	3 (2-1)
Amile Jefferson	0 (0-0)	2 (1-1)

Rebounding Leaders

Amile Jefferson	0 (0-0)	27 (25-2)
Grayson Allen	0 (0-0)	3 (3-0)
Luke Kennard	0 (0-0)	2 (0-2)

Assists Leaders

Grayson Allen	0 (0-0)	22 (16-6)
Matt Jones	0 (0-0)	6 (4-2)
Amile Jefferson	0 (0-0)	5 (5-0)
Luke Kennard	0 (0-0)	4 (1-3)
Chase Jeter	0 (0-0)	1 (1-0)

Record in such games in ()

STREAKS

Overall	Lost 1
Unranked teams anywhere	Won 2
Ranked teams anywhere	Lost 3
Home	Lost 1
Home ACC	Lost 1
Home non-conference	Won 125
Home unranked non-conference	Won 117
Home ranked teams	Lost 1
Home unranked teams	Won 5
Road	Lost 2
Road ACC	Lost 2
Road ranked teams	Lost 1
Road unranked teams	Lost 1
Neutral	Lost 1
Neutral ranked teams	Lost 2
Neutral unranked teams	Won 2

Consecutive Made Free Throws (active streak)

Matt Jones	8
Luke Kennard	4
Chase Jeter	2
Sean Obi	2
Grayson Allen	1
Amile Jefferson	1

Consecutive Games with a Three-Point Field Goal

Luke Kennard	3
Grayson Allen	2
Matt Jones	1

Games Played	2016-17	Career
Amile Jefferson	0 (0-0)	115 (96-19)
Matt Jones	0 (0-0)	106 (85-21)
Grayson Allen	0 (0-0)	71 (57-14)
Luke Kennard	0 (0-0)	36 (25-11)
Chase Jeter	0 (0-0)	32 (22-10)
Nick Pagliuca	0 (0-0)	24 (23-1)
Sean Obi	0 (0-0)	10 (7-3)
Antonio Vrankovic	0 (0-0)	5 (5-0)
Brennan Besser	0 (0-0)	1 (1-0)

Starts

	Consecutive	Career
Amile Jefferson	9 (8-1)	68 (57-11)
Matt Jones	48 (37-11)	53 (41-12)
Grayson Allen	32 (22-10)	35 (24-11)
Luke Kennard	5 (3-2)	11 (5-6)

Record in such games in ()

SUSTAINED SUCCESS

• Duke has won 20 or more games 51 times in its 111-plus years of basketball. Including its 25-10 mark last season, Duke has won at least 20 games for 20 consecutive seasons.

• The Blue Devils have recorded 30 or more wins 14 times under Coach K, the most by a coach in NCAA history.

• Duke is one of eight programs nationally to win at least 25 games in each of the last four seasons along with Arizona, Gonzaga, Kansas, Michigan State, Stephen F. Austin, VCU and Wichita State.

ACC DOMINANCE

• Duke has won 257 league games and eight regular season ACC championships since 1997.

• The Blue Devils have also been outstanding in ACC Tournament play with 10 tournament crowns in the past 20 seasons.

ACC Composite Regular Season Standings - 1997-Present

Team	W	L	Pct.
Duke	257	71	.784
North Carolina	221	107	.674
Louisville	24	12	.667
Syracuse	32	22	.593
Notre Dame	31	23	.574
Pittsburgh	28	26	.519
Virginia	159	169	.485
Miami	95	103	.480
Florida State	145	183	.442
Wake Forest	143	184	.437
NC State	141	187	.430
Clemson	136	192	.415
Virginia Tech	79	121	.395
Boston College	68	116	.370
Georgia Tech	119	209	.363

through April 4

ACC Tournament Records - 1997-Present

Team	W	L	Pct.
Duke	40	10	.800
North Carolina	32	15	.681
Notre Dame	4	2	.667
NC State	26	20	.565
Miami	12	11	.522
Pittsburgh	3	3	.500
Florida State	15	19	.441
Boston College	8	11	.421
Virginia Tech	8	12	.400
Georgia Tech	11	20	.355
Virginia	10	19	.345
Wake Forest	8	19	.296
Clemson	6	20	.231
Syracuse	0	2	.000
Louisville	0	1	.000

through April 4

CAMERON INDOOR STADIUM

• Duke has posted an 847-157 (.844) record at Cameron Indoor Stadium, including a 489-62 (.887) mark under Coach K.

• The Blue Devils have 18 undefeated home seasons, including 11 under Coach K. The Blue Devils have won 294 of their past 316 games at Cameron.

• Duke has won 256 of its past 259 non-conference games at home.

HOME COURT ADVANTAGE

Duke is 110-7 (.940) at Cameron Indoor Stadium this decade (since the 2009-10 season), the third-best home winning percentage in the NCAA over that stretch. The Blue Devils are undefeated at home in five of the past eight seasons.

NCAA • Home Winning Percentages • Since 2009-10

School	W-L	Pct.
1. Kansas	111-3	.974
2. Kentucky	119-4	.967
3. Duke	110-7	.940
4. Wichita State	107-9	.922
5. Stephen F. Austin	97-9	.915
6. Gonzaga	99-10	.908
7. San Diego State	106-11	.906
8. Arizona	108-12	.900
9. VCU	99-13	.884
10. Notre Dame	111-16	.874
Saint Mary's	111-16	.874

through April 4

NON-CON HOME WIN STREAK

• Duke has won an NCAA-best 125 consecutive non-conference home games. Duke's last home loss against a non-conference foe was an 83-82 decision against St. John's on Feb. 26, 2000.

• Duke has also won 117 straight games at Cameron against unranked non-conference opponents (also dating back to the 83-82 loss to St. John's on Feb. 26, 2000).

NCAA • Non-Conference Home Win Streaks

Rk	Team	No	Next Game
1.	Duke	125	11/11 vs. Marist
2.	Wichita State	37	11/11 vs. S.C. State
3.	Baylor	34	11/11 vs. Oral Roberts
	Iowa State	34	11/11 vs. Savannah St.
5.	Arizona	33	11/15 vs. CSU Bakersfield

through April 4

DUKE ON THE ROAD

• Duke is 480-200 (.706) outside of Cameron Indoor Stadium under Coach K, including a 300-100 (.750) mark since the 1996-97 season.

• The Blue Devils are 247-73 (.772) in neutral settings and 234-127 (.648) in road games under Krzyzewski.

• In ACC regular season play, Duke is 168-105 (.615) away from home under Coach K. The Blue Devils are 112-52 (.683) in ACC road games since the 1996-97 season.

• Mike Krzyzewski has won an ACC-record 168 conference road games. Coach K has also won 15 road games against AP top-five teams, the most in the history of the AP poll.

AP Top-Five Road Wins, All-Time

Coach	Schools	Wins
1. Mike Krzyzewski	Duke	15
2. Dean Smith	North Carolina	14
3. Gary Williams	Maryland	8
4. Jim Boeheim	Syracuse	6
Rick Barnes	PC/Clemson/Texas	6
Digger Phelps	Notre Dame	6

through April 4

DUKE VS. RANKED OPPONENTS

- Duke is 208-138 (.601) vs. ranked teams under Coach K with a 127-65 (.661) mark since the 1996-97 season.
- Duke is 71-41 (.634) against ranked ACC teams and 56-24 (.700) vs. ranked non-league foes since the 1996-97 season.
- Duke has won 45 of its past 68 games when both teams have been ranked in the top 10. The Blue Devils are 77-53 overall under Coach K when both teams are ranked in the top 10.
- Duke is 27-14 under Coach K when both teams are ranked in the top five.

DUKE VS. UNRANKED OPPONENTS

- Under Mike Krzyzewski, Duke is 763-124 (.860) vs. unranked competition, including a 468-56 (.893) record since the 1996-97 season.
- Duke is 225-39 (.852) vs. unranked ACC teams and 243-17 (.935) vs. unranked non-conference opponents since the 1996-97 season.
- Since 1996-97, the Blue Devils are 243-18 (.931) at home vs. unranked foes and 225-38 (.856) on the road or at neutral sites.

THREE-POINT STREAK

- Duke has connected on at least one three-pointer in 947 consecutive games, the fourth-longest streak in the nation.

Consecutive Games with a 3PT FG

Rk	Team	Games
1.	UNLV	971
2.	Kentucky	963
3.	Vanderbilt	961
4.	Duke	947
5.	Western Kentucky	903

through April 4

SELLING OUT

- Duke has sold out 406 consecutive games at Cameron Indoor Stadium. The last time Duke did not have a sellout at home was on Nov. 16, 1990, against Boston College.
- The Blue Devils continue to be one of the nation's most popular draws, playing in front of sellout crowds in 447 of their past 557 games.

MCDONALD'S ALL-AMERICANS

- With 2016 McDonald's All-Americans **Marques Bolden**, **Frank Jackson** and **Jayson Tatum** arriving on campus, Duke will have eight McDonald's All-Americans on its roster in 2016-17.
- Duke has now had seven or more McDonald's All-America selections on its roster 12 times under head coach **Mike Krzyzewski**, including five of the last 10 years.
- Duke's eight active McDonald's All-Americans leads the nation heading into the 2016-17 season.

Duke Rosters with 7+ McDonald's All-America Selections

Year	No	NCAA	ACC	Record
1988-89	7	Final Four	Finals	28-8
1989-90	7	Runner-up	QF	29-9
1997-98	8	Elite Eight	Finals	32-4
1998-99	7	Runner-up	Champion	37-2
2000-01	7	Champion	Champion	35-4
2002-03	7	Sweet 16	Champion	26-7
2003-04	7	Final Four	Finals	31-6
2007-08	8	2nd Round	Semifinals	28-6
2008-09	7	Sweet 16	Champion	30-7
2014-15	9	Champion	Semifinals	35-4
2015-16	7	Sweet 16	QF	25-11
2016-17	8	-	-	-

Active McDonald's All-Americans, 2016-17 Season

School	All-Americans
1. Duke	8
2. North Carolina	6
3. Kentucky	5
4. Kansas	4
UCLA	4

INTERNATIONAL EXPERIENCE

- Duke has a total of seven players on its 2016-17 roster who have international basketball experience, including six who have played in the USA Basketball system.
- **Harry Giles** and **Jayson Tatum** have both won three gold medals representing the U.S. in international competition, while **Chase Jeter** and **Luke Kennard** have one gold medal apiece.
- **Marques Bolden** and **Frank Jackson** made their USA Basketball debuts in 2016, helping the U.S. win the 2016 Nike Hoop Summit.
- **Jack White** has represented Australia at three international competitions since 2013.

GOING OUT WITH GOLD

- **Mike Krzyzewski** finished his tenure as U.S. National Team head coach with a flourish on Aug. 21, 2016, as the USA defeated Serbia for the gold medal at the Rio Olympics.
- With the win, Coach K became first coach - man or woman - to lead a country to three Olympic basketball gold medals (and did so consecutively).
- Coach K was 24-0 in the Olympics as head coach of the U.S. National Team. He was part of five Olympic gold medal-winning coaching staffs for the U.S., helping his country compile a 40-0 record in those tournaments.
- Krzyzewski concluded his tenure as U.S. National Team head coach with an 88-1 record, finishing it off with a National Team-record 76-game winning streak intact. He led the team to six gold medals and one bronze.

RACKING UP MAJOR TITLES

- Duke head coach **Mike Krzyzewski** has won five NCAA titles, three Olympic gold medals and two FIBA World Cup/World Championship crowns for a total of 10 major championships.
- Coach K's 10 titles tie him for the second-most major championships all-time (NBA titles, NCAA titles, Olympic gold medals, FIBA World Cup titles).

Total Major Championships, Head Coaches

Rk	Coach	Titles
1.	Phil Jackson	11 (all NBA)
2.	Mike Krzyzewski	10 (5 NCAA, 3 OLY, 2 WC)
	John Wooden	10 (all NCAA)
4.	Red Auerbach	9 (all NBA)
5.	John Kundla	5 (all NBA)
	Gregg Popovich	5 (all NBA)
	Pat Riley	5 (all NBA)

RECENT RECRUITING SUCCESS

- Duke, Arizona, Kansas and Kentucky are the only programs nationally to post top-10 classes in ESPN's recruiting class rankings in each of the last three seasons.
- The Blue Devils' 2014 and 2015 classes were both ranked No. 1 nationally by ESPN.
- Since 2009, Duke has signed 20 ESPN top 25 recruits and 27 ESPN top 100 recruits, totals that both rank second nationally.

TOP-10 PICKS OVER LAST FIVE YEARS

- Duke has produced six top-10 picks in the NBA Draft since 2011, the second-most nationally over that time frame.
- In 2016, **Brandon Ingram** (2nd overall) joined **Kyrie Irving** (1st in 2011), **Austin Rivers** (10th in 2012), **Jahlil Okafor** (3rd in 2015), **Jabari Parker** (2nd in 2014) and **Justise Winslow** (10th in 2015) on that list.

Most Top-10 NBA Draft Picks since 2011

1. Kentucky	8
2. Duke	6
3. Kansas	4
4. Arizona	3
Indiana	3

FINANCIAL SUCCESS IN NBA

- **Mike Krzyzewski's** Duke players who went on to play in the NBA have collectively earned more than \$1.2 billion in NBA salaries.
- Of those 50 players, 37 have posted multi-million dollar NBA earnings, while 10 have cracked the \$50 million mark and four have earned more than \$100 million.

FORMER CAPTAINS ON STAFF

- Duke's 2016-17 coaching staff once again features three former team captains in **Jeff Capel** (associate head coach), **Nate James** (assistant coach) and **Jon Scheyer** (assistant coach).
- Head coach **Mike Krzyzewski** has had three former Duke captains on his staff every year since 1996-97, a period in which the Blue Devils have won three NCAA championships, 10 ACC Tournament titles and eight regular season ACC crowns.

A GLOBAL BRAND

- In early August, Colin Cowherd listed Duke as the only college basketball program he considers to be a global sports brand.
- Cowherd listed what he considers a total of eight global sports brands:

CBB - Duke

CFB - Notre Dame

MLB - New York Yankees

NBA - Boston Celtics, Los Angeles Lakers

NFL - Dallas Cowboys, Green Bay Packers, Pittsburgh Steelers

CAREER RECORDS WATCH

Points

<i>Rk</i>	<i>Player, Years</i>	<i>PTS</i>
62.	Andre Dawkins, 2010-12, 2014	1,014
63.	Antonio Lang, 1991-94	1,012
64.	Rick Katherman, 1969-71	1,005
NR.	Grayson Allen, 2015-present	932

Rebounds

<i>Rk</i>	<i>Player, Years</i>	<i>REB</i>
18.	Jeff Mullins, 1962-64	776
19.	Grant Hill, 1991-94	769
20.	Doug Kistler, 1959-61	756
NR.	Amile Jefferson, 2013-present	651

Offensive Rebounds

<i>Rk</i>	<i>Player, Years</i>	<i>OREB</i>
5.	Mason Plumlee, 2010-13	328
6.	Amile Jefferson, 2013-present	277
7.	Brian Zoubek, 2007-10	276
8.	Antonio Lang, 1991-94	273



CHASE JETER

#2

F/C • 6-10 • 230 • SO-1L
LAS VEGAS, NEV. (BISHOP GORMAN)

CAREER HIGHS

Points	7 (2x)	last vs. Notre Dame	3/10/16
Rebounds	6	vs. Notre Dame	3/10/16
Assists	2	vs. Utah State	11/29/15
Steals	1 (3x)	last vs. Louisville	2/20/16
Blocks	1 (9x)	last vs. Yale	3/19/16
FG Made	3	vs. Notre Dame	3/10/16
FT Made	3 (4x)	last vs. UNCW	3/17/16
Minutes	17 (2x)	last vs. Louisville	2/20/16

MISCELLANEOUS

	2016-17	Career
Double-figure points	0	0
20-pt games	0	0
Dunks	0	5
5 or more rebounds	0	4
2 or more blocks	0	0
Charges drawn	0	8
Three-point plays	0	4

GAME-BY-GAME

Opponent	FG	3FG	FT	O-D-T	PF	Pts	A	TO	B	S	MIN
Marist											
Grand Canyon											
vs. Kansas											
vs. Penn State											
vs. Cincinnati/Rhode Island											
William & Mary											
Appalachian State											
Michigan State											
Maine											
vs. Florida											
vs. UNLV											
Tennessee State											
vs. Elon											
at Virginia Tech											
Georgia Tech											
Boston College											
at Florida State											
at Louisville											
Miami											
NC State											
at Wake Forest											
at Notre Dame											
Pittsburgh											
North Carolina											
Clemson											
at Virginia											
Wake Forest											
at Syracuse											
at Miami											
Florida State											
at North Carolina											

* Indicates Games Started; [] AP Ranking

CAREER STATISTICS

SEASON	GP-GS	MIN/AVG	FG-FGA	PCT.	3FG-FGA	PCT.	FT-FTA	PCT.	O-D-T	AVG.	PF-DQ	AS	TO	BS	ST	TP	AVG.
2015-16	32-0	254/7.9	21-38	.553	0-0	.000	20-37	.541	25-36-61	1.9	59-2	4	19	9	3	62	1.9
2016-17	-	-	-	-	-	-	-	-	-	-	-	-	-	-	-	-	-
TOTAL	32-0	254/7.9	21-38	.553	0-0	.000	20-37	.541	25-36-61	1.9	59-2	4	19	9	3	62	1.9



GRAYSON ALLEN

#3

G • 6-5 • 202 • JR-2L
JACKSONVILLE, FLA. (PROVIDENCE SCHOOL)

HONORS & AWARDS

- Preseason ACC Player of the Year
- Preseason All-ACC first team
- Jerry West Award Watch List

BACK FOR ANOTHER RUN

- Allen is the lone player on the Associated Press' three 2015-16 All-America teams to return to the college game this season.
- Allen earned numerous second and third-team All-America accolades in 2015-16 and was also named a second-team CoSIDA Academic All-American as a sophomore.

DOUBLE-FIGURE EFFICIENCY

- Duke is 30-9 in Allen's career when he scores in double figures, including a 16-4 record when he reaches the 20-point mark.
- Over his career, Allen has been lethally efficient when he scores in double figures, shooting 49.5 percent from the field (261-of-527), 43.9 percent from three (97-of-221) and 85.5 percent from the free throw line (229-of-268).

CAREER HIGHS

Points	33	vs. Long Beach State	12/30/15
Rebounds	11	vs. Buffalo	12/5/15
Assists	7 (2x)	last vs. Virginia	2/13/16
Steals	5	vs. Wake Forest	3/1/16
Blocks	2	vs. NC State	3/12/15
FG Made	11 (2x)	last vs. North Carolina	3/5/16
3FG Made	7	vs. Georgia Tech	2/2/16
FT Made	15 (2x)	last vs. UNCW	3/17/15
Minutes	44	vs. Notre Dame	3/10/16

MISCELLANEOUS

	2016-17	Career
Double-figure points	0	39
20-pt games	0	20
3 or more 3pt FG	0	17
5 or more assists	0	13
2 or more steals	0	14
Dunks	0	25
Three-point plays	0	19
Four-point plays	0	1

GAME-BY-GAME

Opponent	FG	3FG	FT	O-D-T	PF	Pts	A	TO	B	S	MIN
Marist											
Grand Canyon											
vs. Kansas											
vs. Penn State											
vs. Cincinnati/Rhode Island											
William & Mary											
Appalachian State											
Michigan State											
Maine											
vs. Florida											
vs. UNLV											
Tennessee State											
vs. Elon											
at Virginia Tech											
Georgia Tech											
Boston College											
at Florida State											
at Louisville											
Miami											
NC State											
at Wake Forest											
at Notre Dame											
Pittsburgh											
North Carolina											
Clemson											
at Virginia											
Wake Forest											
at Syracuse											
at Miami											
Florida State											
at North Carolina											

* Indicates Games Started; [] AP Ranking

RETURNING IN SELECT COMPANY

- Allen is one of five active players in the nation who return for 2016-17 after averaging at least 20.0 points per game and handing out at least 100 assists last season.
- Allen averaged 21.6 points and dished out 127 assists as a sophomore, making him the first Duke player to pull the double since Nolan Smith in 2011. Allen was also just the seventh Duke player to hit both of those markers in the same season.

Active Players • 20.0+ PPG and 100 Assists in 2015-16

Name, School	PPG	Assists
Grayson Allen, Duke	21.6	127
Elijah Brown, New Mexico	21.7	100
Jack Gibbs, Davidson	23.5	152
Quinton Hooker, North Dakota	20.1	112
Ethan Telfair, Idaho State	20.2	167

FIRST-TIME CAPTAIN

- Allen has been named a team captain in 2016-17, the first time he has been bestowed the honor.
- Allen's fellow captains for 2016-17 are three-time captain Amile Jefferson and two-time captain Matt Jones.

CAREER STATISTICS

SEASON	GP-GS	MIN/AVG	FG-FGA	PCT.	3FG-FGA	PCT.	FT-FTA	PCT.	O-D-T	AVG.	PF-DQ	AS	TO	BS	ST	TP	AVG.
2014-15	35-0	322/9.2	45-106	.425	18-52	.346	45-53	.849	9-26-35	1.0	42-2	14	15	5	10	153	4.4
2015-16	36-35	1317/36.6	239-513	.466	90-216	.417	211-252	.837	24-141-165	4.6	98-4	127	72	5	47	779	21.6
2016-17	-	-	-	-	-	-	-	-	-	-	-	-	-	-	-	-	-
TOTAL	71-35	1639/23.1	284-619	.459	108-268	.403	256-305	.839	33-167-200	2.8	140-6	141	87	10	57	932	13.1



LUKE KENNARD

#5

G • 6-6 • 202 • SO-1L
FRANKLIN, OHIO (FRANKLIN)

UNDER THE RADAR FROM TWO

- Kennard was at his best inside the arc last season, shooting 52.8 percent (86-of-163) from two-point range.
- He also shot an average of 4.1 free throws per 40 minutes as a freshman and connected at a team-high rate of 88.9 percent (88-of-99).

CAREER HIGHS

Points	30	vs. Notre Dame	1/16/16
Rebounds	11	vs. Oregon	3/24/16
Assists	4	vs. Elon	12/28/15
Steals	3 (2x)	last vs. Florida State	2/25/16
Blocks	1 (6x)	last vs. Oregon	3/24/16
FG Made	10 (2x)	last vs. NC State	3/9/16
3FG Made	6	vs. NC State	2/6/16
FT Made	12	vs. Utah	12/19/15
Minutes	39	vs. Notre Dame	3/10/16

MISCELLANEOUS

	2016-17	Career
Double-figure points	0	21
20-pt games	0	7
3 or more 3pt FG	0	8
Dunks	0	3
5 or more assists	0	0
2 or more steals	0	9
Charges drawn	0	4
Three-point plays	0	4

GAME-BY-GAME

Opponent	FG	3FG	FT	O-D-T	PF	Pts	A	TO	B	S	MIN
Marist											
Grand Canyon											
vs. Kansas											
vs. Penn State											
vs. Cincinnati/Rhode Island											
William & Mary											
Appalachian State											
Michigan State											
Maine											
vs. Florida											
vs. UNLV											
Tennessee State											
vs. Elon											
at Virginia Tech											
Georgia Tech											
Boston College											
at Florida State											
at Louisville											
Miami											
NC State											
at Wake Forest											
at Notre Dame											
Pittsburgh											
North Carolina											
Clemson											
at Virginia											
Wake Forest											
at Syracuse											
at Miami											
Florida State											
at North Carolina											

* Indicates Games Started; [] AP Ranking

CAREER STATISTICS

SEASON	GP-GS	MIN/AVG	FG-FGA	PCT.	3FG-FGA	PCT.	FT-FTA	PCT.	O-D-T	AVG.	PF-DQ	AS	TO	BS	ST	TP	AVG.
2015-16	36-11	961/26.7	141-335	.421	55-172	.320	88-99	.889	35-94-129	3.6	69-1	54	28	6	34	425	11.8
2016-17	-	-	-	-	-	-	-	-	-	-	-	-	-	-	-	-	-
TOTAL	36-11	961/26.7	141-335	.421	55-172	.320	88-99	.889	35-94-129	3.6	69-1	54	28	6	34	425	11.8



MATT JONES

#13

G • 6-5 • 204 • SR-3L
DESOTO, TEXAS (DESOTO)

JONES FROM DEEP

- After shooting just 14.3 percent (3-of-21) from outside the arc as a freshman, Jones has shot 40.1 percent (117-of-192) from deep over the last two-plus seasons.
- Jones has made at least three three-pointers in a game 18 times in his career, with Duke going 16-2 in those contests.
- For his career, Jones has scored 55.1 percent (360-of-653) of his points from outside the arc.

CAREER HIGHS

Points	23	vs. Indiana	12/2/15
Rebounds	6 (4x)	last vs. Elon	12/28/15
Assists	7	vs. Syracuse	1/18/16
Steals	3 (9x)	last vs. Notre Dame	3/10/16
Blocks	2	vs. Georgia Southern	12/15/15
FG Made	9	vs. Indiana	12/2/15
3FG Made	5 (2x)	last vs. Indiana	12/2/15
FT Made	5 (2x)	last vs. Long Beach State	12/30/15
Minutes	45	vs. Utah	12/19/15

MISCELLANEOUS

	2016-17	Career
Double-figure points	0	27
3 or more assists	0	16
2 or more steals	0	22
2 or more 3pt FG	0	36
Charges drawn	0	5
Dunks	0	1
Three-point plays	0	4

TWO-TIME CAPTAIN

- Jones has been named a team captain in 2016-17, marking the second consecutive season in which he has fulfilled that role.
- Jones' fellow captains for 2016-17 are three-time captain Amile Jefferson and first-time captain Grayson Allen.


GAME-BY-GAME

Opponent	FG	3FG	FT	O-D-T	PF	Pts	A	TO	B	S	MIN
Marist											
Grand Canyon											
vs. Kansas											
vs. Penn State											
vs. Cincinnati/Rhode Island											
William & Mary											
Appalachian State											
Michigan State											
Maine											
vs. Florida											
vs. UNLV											
Tennessee State											
vs. Elon											
at Virginia Tech											
Georgia Tech											
Boston College											
at Florida State											
at Louisville											
Miami											
NC State											
at Wake Forest											
at Notre Dame											
Pittsburgh											
North Carolina											
Clemson											
at Virginia											
Wake Forest											
at Syracuse											
at Miami											
Florida State											
at North Carolina											

* Indicates Games Started; [] AP Ranking

CAREER STATISTICS

SEASON	GP-GS	MIN/AVG	FG-FGA	PCT.	3FG-FGA	PCT.	FT-FTA	PCT.	O-D-T	AVG.	PF-DQ	AS	TO	BS	ST	TP	AVG.
2013-14	32-4	235/7.3	15-51	.294	3-21	.143	23-41	.561	11-16-27	0.8	24-0	5	4	1	11	56	1.8
2014-15	39-14	847/21.7	84-205	.410	41-109	.376	25-35	.714	34-57-91	2.3	66-0	39	29	3	37	234	6.0
2015-16	35-35	1113/31.8	124-304	.408	76-183	.415	39-53	.736	36-52-88	2.5	91-4	80	39	7	36	363	10.4
2016-17	-	-	-	-	-	-	-	-	-	-	-	-	-	-	-	-	-
TOTAL	106-53	2195/20.7	223-560	.398	120-313	.383	87-129	.674	81-125-206	1.9	181-4	124	72	11	84	653	6.2



AMILE JEFFERSON #21

**F • 6-9 • 224 • GR-4L
PHILADELPHIA, PA. (FRIENDS CENTRAL SCHOOL)**

HONORS & AWARDS

Karl Malone Award Watch List

BUILDING A WINNING LEGACY

- Jefferson has played in 96 wins as a member of the Duke program, leaving him 21 shy of cracking the program's top 10 list for career victories.
- Shane Battier holds the Duke, ACC and NCAA record for career victories, having played in 131 for the Blue Devils from 1998-01.

CAREER HIGHS

Points	19 (2x)	last vs. Siena	11/13/15
Rebounds	15 (2x)	last vs. Kentucky	11/17/15
Assists	8	vs. Indiana	12/2/15
Steals	3 (2x)	last vs. Pittsburgh	1/19/15
Blocks	6	vs. North Carolina	2/18/15
FG Made	8	vs. Furman	11/26/14
FT Made	7	vs. Louisville	1/17/15
Minutes	35 (3x)	last vs. Indiana	12/2/15

MISCELLANEOUS

	2016-17	Career
Double-figure points	0	28
Double-figure rebounds	0	22
Double-doubles	0	8
5 or more rebounds	0	67
3 or more steals	0	2
2 or more blocks	0	12
Dunks	0	24
Three-point plays	0	24

Duke • Career Victories

Rk	Player, Years	Wins
6.	Mason Plumlee, 2010-13	118
7.	Danny Ferry, 1986-89	117
	Nate James, 1997-01	117
	Andre Dawkins, 2010-12, 2014	117
	Quinn Cook, 2012-15	117
NR.	Amile Jefferson, 2012-present	96

through April 4

DOING WORK ON THE GLASS

- Jefferson leads active ACC players with 277 career offensive rebounds and ranks second among active ACC players with 651 career boards.
- His 277 career offensive rebounds are the sixth-most offensive rebounds in Duke history.
- He has averaged 2.4 offensive rebounds per game over the course of his career.

ACC • Active Career Offensive Rebound Leaders

Rk	Player, School	OREB
1.	Amile Jefferson, Duke	277
2.	Kennedy Meeks, North Carolina	255
3.	Michael Young, Pittsburgh	243
	Tyler Roberson, Syracuse	243
5.	Lennard Freeman, NC State	209

through April 4

ACC • Active Career Rebound Leaders

Rk	Player, School	REB
1.	Kennedy Meeks, North Carolina	674
2.	Amile Jefferson, Duke	651
3.	Michael Young, Pittsburgh	624
	Jaron Blossomgame, Clemson	624
5.	Lennard Freeman, NC State	562

through April 4

Duke • Offensive Rebounds, Career

Rk	Player, Years	OREB
1.	Shelden Williams, 2003-06	447
2.	Christian Laettner, 1989-92	374
3.	Kyle Singler, 2008-2011	360
4.	Shane Battier, 1998-01	338
5.	Mason Plumlee, 2010-13	328
6.	Amile Jefferson, 2012-present	277

through April 4

ASSET ON THE OFFENSIVE END

- Jefferson has been an efficient scorer for the Blue Devils over his career in Durham, ranking among Duke's all-time leaders in field goal percentage.

Duke • Field Goal Percentage, Career

GAME-BY-GAME

Opponent	FG	3FG	FT	O-D-T	PF	Pts	A	TO	B	S	MIN
Marist											
Grand Canyon											
vs. Kansas											
vs. Penn State											
vs. Cincinnati/Rhode Island											
William & Mary											
Appalachian State											
Michigan State											
Maine											
vs. Florida											
vs. UNLV											
Tennessee State											
vs. Elon											
at Virginia Tech											
Georgia Tech											
Boston College											
at Florida State											
at Louisville											
Miami											
NC State											
at Wake Forest											
at Notre Dame											
Pittsburgh											
North Carolina											
Clemson											
at Virginia											
Wake Forest											
at Syracuse											
at Miami											
Florida State											
at North Carolina											

* Indicates Games Started; [] AP Ranking

CAREER STATISTICS

SEASON	GP-GS	MIN/AVG	FG-FGA	PCT.	3FG-FGA	PCT.	FT-FTA	PCT.	O-D-T	AVG.	PF-DQ	AS	TO	BS	ST	TP	AVG.
2012-13	32-7	405/12.7	51-94	.543	0-0	.000	25-41	.610	42-50-92	2.9	53-2	7	12	16	12	127	4.0
2013-14	35-26	796/22.7	94-146	.644	0-0	.000	40-81	.494	101-139-240	6.9	93-1	36	23	20	23	228	6.5
2014-15	39-26	831/21.3	94-149	.631	0-0	.000	51-92	.554	91-135-226	5.8	76-0	33	41	26	22	239	6.1
2015-16	9-9	273/30.3	41-60	.683	0-0	.000	21-38	.553	43-50-93	10.3	24-1	13	14	11	7	103	11.4
2016-17	-	-	-	-	-	-	-	-	-	-	-	-	-	-	-	-	-
TOTAL	115-68	2305/20.0	280-449	.624	0-0	.000	137-252	.544	277-374-651	5.7	246-4	89	90	73	64	697	6.1

<i>Rk</i>	<i>Player, Years</i>	<i>FG</i>	<i>FGA</i>	<i>PCT</i>
1.	Carlos Boozer, 2000-02	554	878	.631
2.	Amile Jefferson, 2012-pres.	280	449	.624
3.	Elton Brand, 1998-99	355	580	.612
4.	Alaa Abdelnaby, 1987-90	448	748	.599
5.	Erik Meek, 1992-95	214	358	.598

*Minimum 200 field goals made

ACADEMIC ACHIEVEMENTS

- Jefferson has excelled in the classroom during his career at Duke. In 2016, he became the first student-athlete in program history to appear on the All-ACC Academic Team four times.

THREE-TIME CAPTAIN

- Jefferson has been named a team captain in 2016-17, marking the third consecutive season in which he has fulfilled that role.
- Jefferson is the first Duke player to be named a captain three times since the Bill Krzyzewski Captains Award was created in 1997.
- Jefferson's fellow captains for 2016-17 are two-time captain Matt Jones and first-time captain Grayson Allen.



ANTONIO VRANKOVIC #30

C • 7-0 • 261 • SO-1L
DELRAY BEACH, FLA. (PINE CREST SCHOOL)

BASKETBALL BLOODLINES

- Vrankovic's father, Stojko, played five seasons in the NBA during the 1990s, seeing time with the Celtics, Timberwolves and Clippers.
- Stojko also played internationally for Yugoslavia, winning silver medals at the 1988 Seoul Olympics and the 1992 Barcelona Olympics.

CAREER HIGHS

Points	4	vs. Bryant	11/14/15
Rebounds	3	vs. Bryant	11/14/15
Assists	-	-	-
Steals	1	vs. Bryant	11/14/15
Blocks	1	vs. Utah State	11/29/15
FG Made	2	vs. Bryant	11/14/15
FT Made	-	-	-
Minutes	4 (3x)	last vs. Elon	12/28/15

MISCELLANEOUS

	2016-17	Career
Double-figure points	0	0
20-pt games	0	0
Dunks	0	0
5 or more assists	0	0
2 or more steals	0	0
Charges drawn	0	0
Three-point plays	0	0


GAME-BY-GAME

Opponent	FG	3FG	FT	O-D-T	PF	Pts	A	TO	B	S	MIN
Marist											
Grand Canyon											
vs. Kansas											
vs. Penn State											
vs. Cincinnati/Rhode Island											
William & Mary											
Appalachian State											
Michigan State											
Maine											
vs. Florida											
vs. UNLV											
Tennessee State											
vs. Elon											
at Virginia Tech											
Georgia Tech											
Boston College											
at Florida State											
at Louisville											
Miami											
NC State											
at Wake Forest											
at Notre Dame											
Pittsburgh											
North Carolina											
Clemson											
at Virginia											
Wake Forest											
at Syracuse											
at Miami											
Florida State											
at North Carolina											

* Indicates Games Started; [] AP Ranking

CAREER STATISTICS

SEASON	GP-GS	MIN/AVG	FG-FGA	PCT.	3FG-FGA	PCT.	FT-FTA	PCT.	O-D-T	AVG.	PF-DQ	AS	TO	BS	ST	TP	AVG.
2015-16	5-0	14/2.8	2-2	1.000	0-0	.000	0-0	.000	2-5-7	1.4	3-0	0	3	1	1	4	0.8
2016-17	-	-	-	-	-	-	-	-	-	-	-	-	-	-	-	-	-
TOTAL	5-0	14/2.8	2-2	1.000	0-0	.000	0-0	.000	2-5-7	1.4	3-0	0	3	1	1	4	0.8



SEAN OBI

#34

F • 6-9 • 255 • JR-2L
KADUNA, NIGERIA (GREEN FARMS ACADEMY)

TRANSFERS UNDER COACH K

• Obi is the fifth student-athlete to transfer into the program under Coach K.

Duke's Transfers under Coach K

Player	Previous School	Year
Roshown McLeod	St. John's	1995
Dahntay Jones	Rutgers	2000
Seth Curry	Liberty	2009
Rodney Hood	Mississippi State	2012
Sean Obi	Rice	2014

CAREER HIGHS (^ - at Rice)

Points	25	vs. South Alabama	12/7/13^
Rebounds	19	vs. South Alabama	12/7/13^
Assists	2 (6x)	last vs. Louisiana Tech	2/5/14^
Steals	2	vs. Northwood	12/19/13^
Blocks	2 (6x)	last vs. Old Dominion	2/20/14^
FG Made	11	vs. Marshall	1/23/14^
FT Made	7 (2x)	last vs. Northwood	12/19/13^
Minutes	41	vs. South Alabama	12/7/13^

MISCELLANEOUS

	2016-17	Duke Career
Double-figure points	0	0
20-pt games	0	0
3 or more 3pt FG	0	0
Double-figure assists	0	0
5 or more assists	0	0
2 or more steals	0	0
Charges drawn	0	0
Three-point plays	0	0

GAME-BY-GAME

Opponent	FG	3FG	FT	O-D-T	PF	Pts	A	TO	B	S	MIN
Marist											
Grand Canyon											
vs. Kansas											
vs. Penn State											
vs. Cincinnati/Rhode Island											
William & Mary											
Appalachian State											
Michigan State											
Maine											
vs. Florida											
vs. UNLV											
Tennessee State											
vs. Elon											
at Virginia Tech											
Georgia Tech											
Boston College											
at Florida State											
at Louisville											
Miami											
NC State											
at Wake Forest											
at Notre Dame											
Pittsburgh											
North Carolina											
Clemson											
at Virginia											
Wake Forest											
at Syracuse											
at Miami											
Florida State											
at North Carolina											

* Indicates Games Started; [] AP Ranking

CAREER STATISTICS

SEASON	GP-GS	MIN/AVG	FG-FGA	PCT.	3FG-FGA	PCT.	FT-FTA	PCT.	O-D-T	AVG.	PF-DQ	AS	TO	BS	ST	TP	AVG.
2013-14 (Rice)	30-29	791/26.4	140-237	.591	0-0	.000	62-114	.544	74-205-279	9.3	91-4	24	59	22	15	342	11.4
2015-16	10-0	27/2.7	1-2	.500	0-0	.000	3-6	.500	6-4-10	1.0	8-0	0	2	1	0	5	0.5
2016-17	-	-	-	-	-	-	-	-	-	-	-	-	-	-	-	-	-
TOTAL	39-29	818/21.0	141-239	.590	0-0	.000	65-120	.542	80-209-289	7.4	99-4	24	61	23	15	347	8.9



NICK PAGLIUCA

#45

**G • 6-3 • 195 • SR-3L
WESTON, MASS. (MILTON ACADEMY)**

BASKETBALL BLOODLINES

- Pagliuca's father, Steve, is a co-owner of the Boston Celtics.
- Pagliuca's older brother, Joe, was a member of the Duke basketball team from 2004-07. He played in 13 career games and was a three-time recipient of the Dr. Deryl Hart Award, presented to the team's top scholar-athlete.

NAMED TO NABC HONORS COURT

- Pagliuca was named to the 2016 NABC Honors Court, an honor roll for academic juniors and seniors across the nation who hold a cumulative GPA of at least 3.20.

CAREER HIGHS

Points	3	vs. Fairfield	11/15/14
Rebounds	2 (2x)	last vs. Utah State	11/29/15
Assists	1	vs. Presbyterian	11/14/14
Steals	1	vs. Yale	11/25/15
3FG Made	1	vs. Fairfield	11/15/14
FT Made	1	vs. Elon	12/31/13
Minutes	5	vs. Presbyterian	11/14/14

GAME-BY-GAME

Opponent	FG	3FG	FT	O-D-T	PF	Pts	A	TO	B	S	MIN
Marist											
Grand Canyon											
vs. Kansas											
vs. Penn State											
vs. Cincinnati/Rhode Island											
William & Mary											
Appalachian State											
Michigan State											
Maine											
vs. Florida											
vs. UNLV											
Tennessee State											
vs. Elon											
at Virginia Tech											
Georgia Tech											
Boston College											
at Florida State											
at Louisville											
Miami											
NC State											
at Wake Forest											
at Notre Dame											
Pittsburgh											
North Carolina											
Clemson											
at Virginia											
Wake Forest											
at Syracuse											
at Miami											
Florida State											
at North Carolina											

* Indicates Games Started; [] AP Ranking

CAREER STATISTICS

SEASON	GP-GS	MIN/AVG	FG-FGA	PCT.	3FG-FGA	PCT.	FT-FTA	PCT.	O-D-T	AVG.	PF-DQ	AS	TO	BS	ST	TP	AVG.
2013-14	3-0	5/1.7	0-1	.000	0-0	.000	1-2	.500	1-1-2	0.7	0-0	0	0	0	0	1	0.3
2014-15	11-0	18/1.6	1-5	.200	1-4	.250	0-0	.000	2-2-4	0.4	4-0	1	0	0	0	3	0.3
2015-16	10-0	10/1.0	0-1	.000	0-1	.000	0-0	.000	1-3-4	0.4	1-0	0	1	0	1	0	0.0
2016-17	-	-	-	-	-	-	-	-	-	-	-	-	-	-	-	-	-
TOTAL	24-0	33/1.4	1-7	.143	1-5	.200	1-2	.500	4-6-10	0.4	5-0	1	1	0	1	4	0.2



MIKE KRZYZEWSKI

HEAD COACH • ARMY '69
OVERALL RECORD • 1,043-321 OVERALL (42ND SEASON)
DUKE RECORD • 970-262 (37TH SEASON)
445-180 ACC (REGULAR SEASON + TOURNAMENT)

COACH K'S MILESTONE WINS

OVERALL

No.	Opponent	Date	Score
1	vs. Lehigh	11/28/75	56-29
100	vs. Clemson	2/24/1982	73-72 (30T)
200	vs. Alabama	12/13/1986	76-67
300	vs. Richmond	3/16/1990	81-46
400	at Iowa	12/22/1993	79-76
500	vs. North Carolina	2/28/1998	77-75
600	vs. North Carolina	3/11/2001	82-80
700	vs. Toledo	12/12/2004	82-54
800	at NC State	3/1/2008	87-86
900	vs. Michigan	3/20/2011	73-71
903	vs. Michigan State	11/15/2011	74-69
1000	vs. St. John's	1/25/2015	77-68

AT DUKE

No.	Opponent	Date	Score
1	vs. Stetson	11/29/1980	67-49
100	at St. Joseph's	1/13/1986	87-66
200	vs. West Virginia	3/18/1989	70-63
300	vs. Northeastern	12/7/1992	103-72
400	vs. Murray State	3/14/1997	71-68
500	vs. Villanova	11/17/2000	98-85
600	at Clemson	1/3/2004	73-54
700	vs. Georgia Tech	2/18/2007	71-62
800	vs. Kansas State	11/23/2010	82-68
900	vs. Florida State	1/25/2014	78-56

COACH K BY THE NUMBERS

- 5 National Championships (1991, 1992, 2001, 2010, 2015)
- 6 gold medals as head coach of U.S. National Team
- 1,043 career wins (most in NCAA history)
- 970 victories at Duke (most in NCAA history a one school)
- 445 ACC wins (most in league history)
- 90 NCAA Tournament wins (most in NCAA history)
- 12 National Coach of the Year honors (eight seasons)
- 7 National Players of the Year (nine honors)
- 6 National Defensive Players of the Year (nine honors)
- 32 NCAA Tournament bids
- 31 All-America selections (44 honors)
- 12 Final Four appearances (tied for most all-time)
- 12 ACC regular season championships
- 13 ACC Tournament championships
- 562 weeks ranked in the top 25 of the AP Poll
- 486 weeks ranked in the top 10 of the AP Poll
- 109 weeks ranked No. 1 in the country
- 53 NBA Draft selections
- 32 first-round NBA Draft picks
- 21 NBA Draft Lottery picks (most in draft history)
- 10 Consecutive Top 10 AP Poll finishes (1997-2006)

MR. INFLUENTIAL

- Coach K was listed No. 22 on the Sporting News' 2016 list of the 50 most influential people in sports.
- He is the highest-ranked of five coaches on the list and is joined by Geno Auriemma (No. 41), John Calipari (No. 45), Bill Belichick (No. 47) and Nick Saban (No. 49).

THERE'S ONLY 1K

- Krzyzewski became the first NCAA men's basketball coach to record 1,000 career victories after Duke defeated St. John's, 77-68, in Madison Square Garden Sunday, Jan. 25, 2015.
- Over his 36-plus-year career at Duke, Krzyzewski has more than quadrupled the previous highest number of total wins by a Duke head coach, Eddie Cameron, who owned an all-time record of 226-99.

TOURNAMENT VICTORIES AT DUKE

- Duke has a high level of success in tournaments under Coach K, winning 18 regular-season, 13 ACC and five NCAA Tournaments for a total of 36 championships during his 36-plus-year tenure.

Duke Tournament Records Under Coach K

Tournament	W	L	Pct.	Titles
ACC Tournament	57	22	.722	13
NCAA Tournament	90	27	.769	5
In-Season Tournaments	86	16	.843	18
TOTAL	233	65	.782	36

COACH K'S RECORD AT DUKE

Year	Overall	ACC	Notes
1981	17-13	6-8 (t5th)	NIT Quarterfinals
1982	10-17	4-10 (t6th)	-
1983	11-17	3-11 (7th)	-
1984	24-10	7-7 (t3rd)	NCAA Tournament
1985	23-8	8-6 (t4th)	NCAA Tournament
1986	37-3	12-2 (1st)	NCAA Runnerup
1987	24-9	9-5 (3rd)	NCAA Sweet Sixteen
1988	28-7	9-5 (3rd)	NCAA Final Four
1989	28-8	9-5 (t2nd)	NCAA Final Four
1990	29-9	9-5 (2nd)	NCAA Runnerup
1991	32-7	11-3 (1st)	NCAA Champion
1992	34-2	14-2 (1st)	NCAA Champion
1993	24-8	10-6 (t3rd)	NCAA Tournament
1994	28-6	12-4 (1st)	NCAA Runnerup
1995	9-3	0-1	Out (back surgery)
1996	18-13	8-8 (t4th)	NCAA Tournament
1997	24-9	12-4 (1st)	NCAA Tournament
1998	32-4	15-1 (1st)	NCAA Elite Eight
1999	37-2	16-0 (1st)	NCAA Runnerup
2000	29-5	15-1 (1st)	NCAA Sweet Sixteen
2001	35-4	13-3 (t1st)	NCAA Champion
2002	31-4	13-3 (2nd)	NCAA Sweet Sixteen
2003	26-7	11-5 (3rd)	NCAA Sweet Sixteen
2004	31-6	13-3 (1st)	NCAA Final Four
2005	27-6	11-5 (3rd)	NCAA Sweet Sixteen
2006	32-4	14-2 (1st)	NCAA Sweet Sixteen
2007	22-11	8-8 (t6th)	NCAA Tournament
2008	28-6	13-3 (2nd)	NCAA Tournament
2009	30-7	11-5 (2nd)	NCAA Sweet Sixteen
2010	35-5	13-3 (t1st)	NCAA Champion
2011	32-5	13-3 (2nd)	NCAA Sweet Sixteen
2012	27-7	13-3 (2nd)	NCAA Tournament
2013	30-6	14-4 (2nd)	NCAA Elite Eight
2014	26-9	13-5 (3rd)	NCAA Tournament
2015	35-4	15-3 (2nd)	NCAA Champion
2016	25-11	11-7 (t5th)	NCAA Sweet Sixteen
2017	0-0	0-0	-

DUKE UNDER COACH K

	Overall	2016-17
Overall	970-262	0-0
At Home	489-62	0-0
On the Road	234-126	0-0
Neutral Site	247-73	0-0
ACC Games (regular season)	388-158	0-0
Home	220-54	0-0
Road	168-104	0-0
Non-Conference Teams	524-79	0-0
Home	270-8	0-0
Road	66-20	0-0
Neutral	188-51	0-0
Shoots 60% or better	80-4	0-0
Shoots 50% or better	503-32	0-0
Holds Opp. to Less than 50%	832-105	0-0
Holds Opp. to Less than 40%	386-12	0-0
Holds Opp. to Less than 30%	46-0	0-0
Outrebounds opponent	620-69	0-0
Overtime game	32-24	0-0
Double-overtime game	0-4	0-0
Triple-overtime games	1-0	0-0
Vs. ranked opponent	208-138	0-0
Vs. unranked opponent	763-123	0-0
In November	140-14	0-0
In December	191-27	0-0
In January	241-73	0-0
In February	220-73	0-0
In March	168-70	0-0
In April	9-5	0-0
Scores 59 points or less	19-24	0-0
Scores 60+ points	937-236	0-0
Scores 70+ points	842-158	0-0
Scores 80+ points	575-50	0-0
Scores 90+ points	291-9	0-0
Scores 100+ points	113-2	0-0

NCAA DIVISION I WINS LEADERS

Career Wins

Coach	Wins
1. ^ Mike Krzyzewski	1,043
2. Bob Knight	902
3. ^ Jim Boeheim	884
4. Dean Smith	879
5. Adolph Rupp	876

Career Wins at One School

Coach	School	Wins
1. ^ Mike Krzyzewski	Duke	970
2. ^ Jim Boeheim	Syracuse	884
3. Dean Smith	North Carolina	879
4. Adolph Rupp	Kentucky	876
5. Jim Phelan	Mount St. Mary's	830

Career ACC Wins (Regular Season & Tournament)


Coach	Schools	Wins
1. ^ Mike Krzyzewski	Duke	445
2. Dean Smith	North Carolina	422
3. Gary Williams	Maryland	210
4. ^ Roy Williams	North Carolina	175
5. Frank McGuire	UNC/South Carolina	160

NCAA Tournament Wins


Coach	Schools	Wins
1. ^ Mike Krzyzewski	Duke	90
2. ^ Roy Williams	Kansas/UNC	70
3. Dean Smith	North Carolina	65
4. ^ Jim Boeheim	Syracuse	53
^ Rick Pitino	Four schools	53

^ - active coach; games through April 5

2016-17 TV / Radio Roster



Jayson Tatum
F • FR-HS • 6-8 • 205
St. Louis, Mo.



Harry Giles
F • FR-HS • 6-10 • 220
Winston-Salem, N.C.



Chase Jeter
F/C • SO-1L • 6-10 • 230
Las Vegas, Nev.




Grayson Allen
G • JR-2L • 6-5 • 202
Jacksonville, Fla.



Luke Kennard
G • SO-1L • 6-5 • 202
Franklin, Ohio



Javin DeLaurier
F • FR-HS • 6-10 • 220
Shipman, Va.




Matt Jones
G • SR-3L • 6-5 • 204
DeSoto, Texas



Frank Jackson
G • FR-HS • 6-3 • 205
Alpine, Utah




Marques Bolden
C • FR-HS • 6-11 • 245
DeSoto, Texas



Amile Jefferson
F • GR-4L • 6-9 • 224
Philadelphia, Pa.



Antonio Vrankovic
C • SO-1L • 7-0 • 261
Delray Beach, Fla.



Sean Obi
F • JR-2L • 6-9 • 25
Kaduna, Nigeria



Jack White
F • FR-HS • 6-5 • 195
Traralgon, Victoria, Australia



Nick Pagliuca
G • SR-3L • 6-3 • 195
Weston, Mass.



Justin Robinson
F • R-FR-1L • 6-8 • 194
San Antonio, Texas



Brennan Besser
G • SO-1L • 6-5 • 188
Chicago, Ill.